

LEO A DALY



**CDM
Smith**

FY19 HOSPITAL MODERNIZATION

US AIR FORCE | Misawa Air Base

100% DESIGN SUBMITTAL
Wednesday, November 06, 2019

SID Package

TABLE OF CONTENTS

STRUCTURAL INTERIOR DESIGN - VOL 1

Tab	Title	Sequence
A	DESIGN ANALYSIS	A-1 / A-2
B	EXTERIOR FINISH COLOR BOARDS	B-1 / B-6
C	INTERIOR FINISH COLOR BOARDS	C-1 / C-15

STRUCTURAL INTERIOR DESIGN - VOL 2

Tab	Title	Sequence
C	INTERIOR FINISH COLOR BOARDS	C-16 / C-43
D	SID DRAWINGS	IG100-IG601 / IN100-IN601 / QH001-QH101C2
E	SECTION 09 06 00 - SCHEDULES FOR FINISHES	E-1 / E-12

PART A - DESIGN ANALYSIS

PART A**DESIGN ANALYSIS**

The concept for the Misawa AB Hospital Modernization of the Sterile Processing (SPD), Nutritional Health , and Dental Clinic interior design is to establish a calming, safe, aesthetically pleasing, and functionally efficient environment for diagnosis and treatment. Our design uses architectural finishes that are consistent with evidence-based design findings and are appropriate for a military clinic environment for the renovated spaces. Surfaces are cost-effective, durable, and easily maintained and contribute to LEED sustainability goals.

The renovation interior design shall establish a sense of place and permanence by considering best practices for acoustics, lighting, finish, and furniture specification. Patient waiting areas provide a comfortable “hospitality” like environment. Furniture provides a variety of options for seating and provides opportunities for positive distraction. The finish palate selections shall be in cool neutrals that evoke a calming feeling and provide a fresh and clean appearance. Natural light will accent the Dental Clinic public waiting spaces as well as clinical areas where dental treatment occurs.

Sterile Processing and Nutritional health will be renovated in its current location and will integrate the updated cool color palette in its reconfigurations. Poured resinous flooring along with rubber sheet flooring in the SPD Storage, Equipment will be used for better slip resistance and comfort under foot.

Upon entering the facility at the new Dental Clinic entrance, visitors are greeted by the reception desk which will provide an immediate visual opportunity to identify where patients check-in. The soffit above the reception desk will be clad in a wood veneer with a clear finish as we believe the natural wood provides a way to “bring the outside in” and will further create a welcoming focal point. The reception desk will be a combination of wood veneer, quartz transaction accent and neutral solid surface. The new Dental Entry Vestibule will have a recessed walk off mat.

Visitors will be greeted by warm washed wood large format porcelain tile in the visitor waiting area that is adjacent to a carpeted play waiting. The larger format wood look porcelain tile will be carried thru into the restroom floor with French Clay look large format porcelain tile on the walls.

Dental Clinical, Lab and treatment spaces continue toward the goal of creating patient-centered care. Efficiencies and accessibility are incorporated into the design to assist the staff with an easier work flow and keep the patient care focused and professional. Rubber flooring is used in corridors, DTRs in lieu of sheet vinyl for better slip resistance and comfort underfoot. Rubber also provides for greater acoustic privacy between treatment areas and staff work areas.

Dental Clinical spaces will primarily consist of materials in a clean cool neutral with accent colors in flooring and paint for added visual interest and wayfinding along major paths of circulation. Rubber flooring will be used in clinical corridors, lab and treatment spaces to provide comfort underfoot for both patients and staff members and to maintain acoustic privacy between treatment areas and nurse work areas. Sterile areas will receive integral cove base while non-sterile rooms, corridors and the dental treatment rooms will receive applied rubber base.

All exterior windows will receive roller window shades. The roller shade has been selected to optimize the view of the surrounding landscape while still providing heat and solar protection to the staff and patients inside.

PART A**DESIGN ANALYSIS****Wayfinding**

Sterile processing and Nutrition Health wayfinding will align with the already established wayfinding elements and signage.

Wayfinding in the Dental Clinic will be created using architectural elements such as ceilings, floor patterns, and the use of painted accent colors to provide clear visual instruction. Upon entering the facility, patients and visitors will immediately recognize the reception/registration desk by the soffit accentuating the space as well as accent paint behind the counter. Accent rubber flooring identifies the major public corridors and the dental treatment room .

Signage will provide the correct balance of information and will comply with government criteria and standards. Signage will be provided at key areas like restrooms and corridor intersections to complement the wayfinding established through architectural elements.

PART B - EXTERIOR FINISH COLOR BOARDS

FY19 HOSPITAL MODERNIZATION

US AIR FORCE | Misawa Air Base

100% DESIGN SUBMITTAL
Wednesday, November 06, 2019

PART B

EXTERIOR FINISH COLOR BOARDS



AL-1 - ALUMINUM-FRAMED ENTRANCES AND STOREFRONTS

Manufacturer: TBD. Product: TBD. Model: TBD. Color: To match HPC-2

FY19 HOSPITAL MODERNIZATION

US AIR FORCE | Misawa Air Base

100% DESIGN SUBMITTAL
Wednesday, November 06, 2019

PART B

EXTERIOR FINISH COLOR BOARDS

CLIG - GLASS AND GLAZING

Manufacturer: Vitro. Product: TBD. Color: Low-E, Clear laminated insulating glazing.

PART B

EXTERIOR FINISH COLOR BOARDS



HPC-1 - HIGH PERFORMANCE COATINGS

Manufacturer: Tnemec. Product: TBD. Application: Field color (exterior). Color: Match Benjamin Moore 1068 Squire Hill Buff (to match JPCA/JPMA 22-85D Beige).

PART B

EXTERIOR FINISH COLOR BOARDS



HPC-2 - HIGH PERFORMANCE COATINGS

Manufacturer: Tnemec. Product: TBD. Application: Accent color (exterior). Color: Match Benjamin Moore 2113-10 Chocolate Sundae (to match JPCA/JPMA 15-20D Dark Brown).

FY19 HOSPITAL MODERNIZATION

US AIR FORCE | Misawa Air Base

100% DESIGN SUBMITTAL
Wednesday, November 06, 2019

PART B

EXTERIOR FINISH COLOR BOARDS



MP-1 - METAL WALL PANELS, HARDWARE AND ASSOCIATED TRIM

Manufacturer: TBD. Product: TBD. Model: TBD. Color: To match HPC-2.

PART B

EXTERIOR FINISH COLOR BOARDS




SSR-1 - STANDING SEAM ROOFING

Manufacturer: TBD. Product: TBD. Model: TBD. Color: To match HPC-2.

PART C - INTERIOR FINISH COLOR BOARDS

PART C

INTERIOR FINISH COLOR BOARDS




ACT-1 - ACOUSTICAL CEILINGS

Manufacturer: Armstrong. Product: Tegular ceiling. Model: 1912M Ultima Tegular Edge. Size: 610mm x 610mm x 20mm. Grid: Prelude XL 24mm. Color: White.

PART C

INTERIOR FINISH COLOR BOARDS




ACT-2 - ACOUSTICAL CEILINGS

Manufacturer: Armstrong. Product: Clean room ceiling. Model: 1715M Clean Room FL square edge. Size: 610mm x 610mm x 20mm. Grid: Prelude XL 24mm. Comments: Provide hold-down clips. Color: White with Grey Specks.

PART C

INTERIOR FINISH COLOR BOARDS



CG-1 / CG-2 - WALL AND DOOR PROTECTION

Manufacturer: Construction Specialties. Product: Corner guard, surface mounted. Size: Full height with 76 mm leg, 90 degree corner (CG-1) and end wall (CG-2). Model: SM-20AN Acrovyn 4000. Color: 934 Pearl.

PART C

INTERIOR FINISH COLOR BOARDS



CG-3 - WALL AND DOOR PROTECTION

Manufacturer: Construction Specialties. Product: Corner guard, surface mounted. Size: Full height with 76 mm leg, for 90 degree corner. Model: CO-8. Color: Stainless steel type 304 alloy with #4 satin finish.

PART C

INTERIOR FINISH COLOR BOARDS



CG-4 - WALL AND DOOR PROTECTION

Manufacturer: Construction Specialties. Product: Corner guard, surface mounted. Size: Full height with 76 mm leg, for end wall. Model: SCO-8. Color: Stainless steel type 304 alloy with #4 satin finish.

PART C

INTERIOR FINISH COLOR BOARDS




CPT-1 - CARPETING

Manufacturer: Bentley. Product: Himitsu Ni - 4HM20. Size: 460mm x 915mm x 6mm. Install Method: Ashlar. Application: Offices. Color: New On The QT - 403755.

PART C

INTERIOR FINISH COLOR BOARDS



CPT-2 - CARPETING

Manufacturer: Interface FLOR. Product: Mod Cafe. Size: 500mm x 500mm x 6mm. Application: Play waiting. Color: 105424 Star Black.

PART C

INTERIOR FINISH COLOR BOARDS



CPT-3 - CARPETING

Manufacturer: Bentley. Product: Rough Idea 8RU26. Size: 610mm x 610mm x 7.6mm. Install Method: Monolithic. Application: Back of House Vestibule. Color: Draft 800655.

PART C

INTERIOR FINISH COLOR BOARDS




CS-1 - CONCRETE SEALER

Waterborne Membrane-Forming Curing Compound, ASTM C309 Type 1, Class B.

PART C

INTERIOR FINISH COLOR BOARDS




GRT-1 - PORCELAIN TILE AND ACCESSORIES

Manufacturer: MAPEI. Product: Kerapoxy. Joint Size: 3mm. Color: 27 Silver.

PART C

INTERIOR FINISH COLOR BOARDS



LG-01 / PT-01 - INTERIOR PAINTS AND COATINGS

Manufacturer: Benjamin Moore. Product: Epoxy Coating System (LG-#), Latex Low-VOC coating system (PT-#). Application: Field paint and interior hollow metal color. Color: 858 Athena.

PART C

INTERIOR FINISH COLOR BOARDS



Ice Mist
OC-67

LG-02 / PT-02 - INTERIOR PAINTS AND COATINGS

Manufacturer: Benjamin Moore. Product: Epoxy Coating System (LG-#), Latex Low-VOC coating system (PT-#). Application: Ceiling and soffit paint. Color: OC-67 Ice Mist.

PART C

INTERIOR FINISH COLOR BOARDS



LG-03 / PT-03 - INTERIOR PAINTS AND COATINGS

Manufacturer: Benjamin Moore. Product: Epoxy Coating System (LG-#), Latex Low-VOC coating system (PT-#). Application: Accent paint. Color: 1474 Cape May Cobblestone.

PART C

INTERIOR FINISH COLOR BOARDS




LG-04 / PT-04 - INTERIOR PAINTS AND COATINGS

Manufacturer: Benjamin Moore. Product: Epoxy Coating System (LG-#), Latex Low-VOC coating system (PT-#). Application: Accent paint. Color: 1679 Bedford Blue.

PART C

INTERIOR FINISH COLOR BOARDS



**Charcoal
#23**

ML-1 - METAL LOCKERS

Manufacturer: ASI Storage Solutions. Product: Traditional Collection. Model: Single-tier locker with sloped top. Color: 23 Charcoal.

LEO A DALY



**CDM
Smith**

FY19 HOSPITAL MODERNIZATION

US AIR FORCE | Misawa Air Base

100% DESIGN SUBMITTAL
Wednesday, November 06, 2019

SID Package

TABLE OF CONTENTS

STRUCTURAL INTERIOR DESIGN - VOL 1

Tab	Title	Sequence
A	DESIGN ANALYSIS	A-1 / A-2
B	EXTERIOR FINISH COLOR BOARDS	B-1 / B-6
C	INTERIOR FINISH COLOR BOARDS	C-1 / C-15

STRUCTURAL INTERIOR DESIGN - VOL 2

Tab	Title	Sequence
C	INTERIOR FINISH COLOR BOARDS	C-16 / C-43
D	SID DRAWINGS	IG100-IG601 / IN100-IN601 / QH001-QH101C2
E	SECTION 09 06 00 - SCHEDULES FOR FINISHES	E-1 / E-12

PART C - INTERIOR FINISH COLOR BOARDS

PART C

INTERIOR FINISH COLOR BOARDS



PFT-1 - PORCELAIN TILE AND ACCESSORIES

Manufacturer: Fiandre USA. Product: Dwood 2.0. Size: 305mm x 1220mm x 8mm. Finish: Honed.
Application: Main Dental Lobby/Restroom tile floor. Color: Dwood Washed.

PART C

INTERIOR FINISH COLOR BOARDS



PFT-2 / PWT-2 - PORCELAIN TILE AND ACCESSORIES

Manufacturer: Fiandre USA. Product: Dwood 2.0. Size: Zen Mosaic 305mm x 305mm x 8mm sheet, TCG12MZ078. Finish: Honed. Application: Shower tile floor (PFT-1) and drinking fountain wall (PWT-2). Color: Dwood Washed.

PART C

INTERIOR FINISH COLOR BOARDS



PL-1 - PLASTIC LAMINATE

Manufacturer: Wilsonart. Product: Standard laminate. Finish: 38 Fine velvet. Application: Base cabinets for ADEC, Reception Desk & staff lounge. Color: 7992 Pinnacle Walnut.

PART C

INTERIOR FINISH COLOR BOARDS



PL-2 - PLASTIC LAMINATE

Manufacturer: Wilsonart. Product: Standard laminate. Finish: 38 Fine velvet. Application: Upper cabinets for ADEC & staff lounge. Color: Y0694 Ghost Maple.

PART C

INTERIOR FINISH COLOR BOARDS



PRF-1 / IB-4 - POURED RESINOUS FLOORING AND ACCESSORIES

Manufacturer: Stonhard. Product: Stonclad UR. Base: 100mm cove base (IB-#). Color: Mushroom.

PART C

INTERIOR FINISH COLOR BOARDS




PRF-2 / IB-5 - POURED RESINOUS FLOORING AND ACCESSORIES

Manufacturer: Stonhard. Product: Stontec TRF. Base: 100mm cove base (IB-#). Color: Santa Cruz, 1/16" flake.

PART C

INTERIOR FINISH COLOR BOARDS




BULLNOSE 4"x24"

PWB-1 - PORCELAIN TILE AND ACCESSORIES

Manufacturer: Fiandre USA. Product: Dwood 2.0. Size: 102mm x 610mm x 8mm. Finish: Honed.
Application: Bullnose base #TCG424BT78. Color: Dwood Washed.

PART C

INTERIOR FINISH COLOR BOARDS




PWT-1 - PORCELAIN TILE AND ACCESSORIES

Manufacturer: Fiandre USA. Product: French Clay. Size: 305mm x 610mm x 8mm. Application: Restroom tile walls (runs vertical up wall). Color: Fume.

PART C

INTERIOR FINISH COLOR BOARDS




RB-1 - RESILIENT FLOORING AND ACCESSORIES

Manufacturer: Johnsonite. Product: Tightlock, thermoplastic rubber. Size: 102mm high. Color: 28 Medium Grey.

PART C**INTERIOR FINISH COLOR BOARDS****RS-1 / RT-1 / IB-1 - RESILIENT FLOORING AND ACCESSORIES**


Manufacturer: Nora. Product: Noraplan Environcare tile & sheet flooring. Model: Art. 2463 (RT-#), Art. 1463 (RS-# & IB-#). Size: 610mm x 610mm x 3mm (RT-#), 12000mm x 1220mm x 3mm (RS-#). Height: 100mm flash cove base (IB-#). Application: Main floor. Welding Rod: 6708 (RS-# & IB-#). Color: 7031 Baseball Game.

PART C**INTERIOR FINISH COLOR BOARDS****RS-2 / RT-2 / IB-2 - RESILIENT FLOORING AND ACCESSORIES**

Manufacturer: Nora. Product: Noraplan Environcare tile & sheet flooring. Model: Art. 2463 (RT-#), Art. 1463 (RS-# & IB-#). Size: 610mm x 610mm x 3mm (RT-#), 12000mm x 1220mm x 3mm (RS-#). Height: 100mm flash cove base (IB-#). Application: Accent floor. Welding Rod: 2382 (RS-# & IB-#). Color: 7036 Clam Bake.

PART C

INTERIOR FINISH COLOR BOARDS




RS-3 / IB-3 - RESILIENT FLOORING AND ACCESSORIES

Manufacturer: Nora. Product: Noraplan Environcare sheet flooring. Model: Art. 1463 (RS-# & IB-#). Size: 12000mm x 1220mm x 3mm (RS-#). Height: 100mm flash cove base (IB-#). Application: Accent floor. Welding Rod: 7066 (RS-# & IB-#). Color: 7066 Parade.

PART C

INTERIOR FINISH COLOR BOARDS



SC-1 - STEEL WALL AND BASE CABINETS

Manufacturer: Kawaunee. Product: Steel Casework. Color: 242 Flint Grey.

PART C

INTERIOR FINISH COLOR BOARDS



SSM-1 - SOLID SURFACING MATERIAL

Manufacturer: Wilsonart. Product: Quartz, Type 063. Size: 1397mm x 3048mm x 30mm.
Application: Transaction tops. Color: Q3008 Rio Upano.

PART C

INTERIOR FINISH COLOR BOARDS




SSM-2 - SOLID SURFACING MATERIAL

Manufacturer: Wilsonart. Product: Solid Surface, Type 051. Size: 762,mm x 3658mm x 13mm.

Application: Countertop & window sills. Color: 9203CE Dusk Ice.

PART C

INTERIOR FINISH COLOR BOARDS



TKS-1 - TACKABLE SURFACE

Manufacturer: Koroseal. Product: Walltalkers, Tac-Wall. Color: 82 Quarry.

PART C

INTERIOR FINISH COLOR BOARDS



TP-1 - TOILET PARTITIONS

Manufacturer: Bradley. Product: TBD. Model: Floor Mounted. Color: Brushed Stainless Steel.

PART C

INTERIOR FINISH COLOR BOARDS



TS-1 - FLOOR AND WALL TRANSITIONS

Manufacturer: Schluter Systems. Product: Transitions for floors and walls. Model: DILEX-HKS.
Application: Metal cove profile at base. Finish: Anodized Aluminum.

PART C

INTERIOR FINISH COLOR BOARDS



TS-2 - FLOOR AND WALL TRANSITIONS

Manufacturer: Schluter Systems. Product: Transitions for floors and walls. Model: Schiene.
Application: Metal floor finish transition. Finish: Anodized Aluminum.

PART C

INTERIOR FINISH COLOR BOARDS

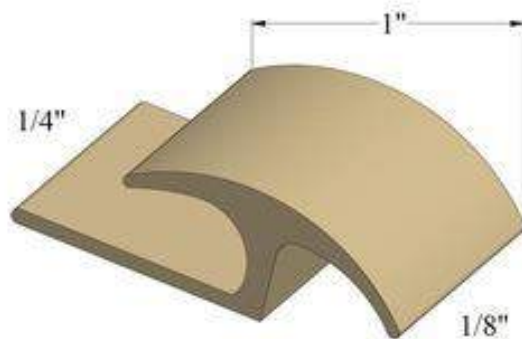


TS-3 - FLOOR AND WALL TRANSITIONS


Manufacturer: Schluter Systems. Product: Transitions for floors and walls. Model: Jolly. Application: Metal wall finish transition. Finish: Anodized Aluminum.

PART C

INTERIOR FINISH COLOR BOARDS



CTA-XX-C
1/4" to 1/8" material


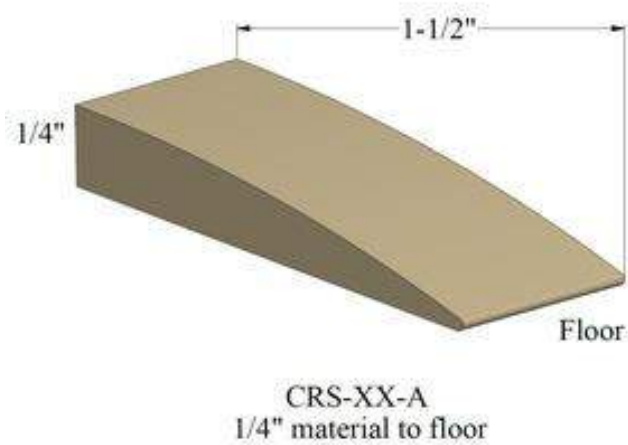


TS-4 - FLOOR AND WALL TRANSITIONS

Manufacturer: Johnsonite. Product: Floor Finishing Accessories and Reducers. Model: CTA-XX-C adaptor. Application: Resilient floor finish transitions. Color: 28 Medium Grey.

PART C

INTERIOR FINISH COLOR BOARDS

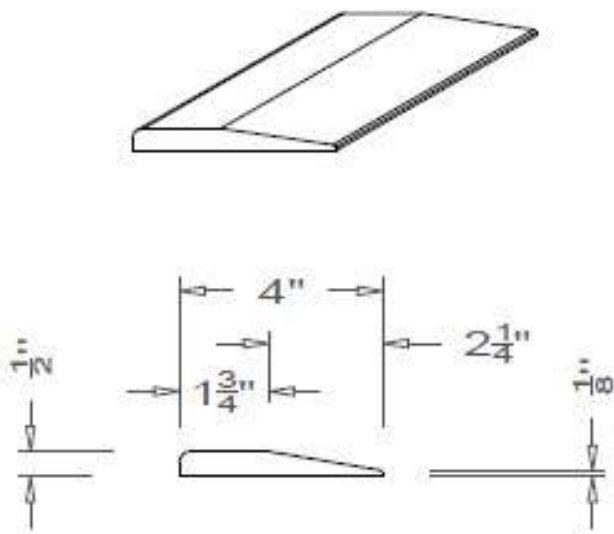


TS-5 - FLOOR AND WALL TRANSITIONS

Manufacturer: Johnsonite. Product: Floor Finishing Accessories and Reducers. Model: CRS-XX-A reducer. Application: Resilient floor finish transitions. Color: 28 Medium Grey.

PART C

INTERIOR FINISH COLOR BOARDS



TS-6 - FLOOR AND WALL TRANSITIONS

Manufacturer: GRIF Form Innovations. Product: Ramping Threshold (beveled threshold w/ 2 different heights). Model: TRT4, 1/2" H x 4"W x 1/8" H, with beveled edges. Application: Shower and toilet transitions going into Locker Room (bridging tile to rubber). Color: SSM-2 (Wilsonart, 9203CE Dusk Ice).

PART C

INTERIOR FINISH COLOR BOARDS



WC-1 - DIGITALLY PRINTED VINYL WALLCOVERING MURALS

Manufacturer: Koroseal. Substrate: Type II Digital Substrate, Perforated, White Substrate #DS0121, Eggshell. Digital Image. Provider: The Art Around You (Larry Emerson). Image: Dogwood Fifteen.

PART C

INTERIOR FINISH COLOR BOARDS




WDV-1 - WOOD VENEER

Manufacturer: Bacon Veneer Company. Species: Walnut. Cut: Flat Cut, Figured. Finish: Clear.

PART C

INTERIOR FINISH COLOR BOARDS




WM-1 - ENTRANCE FLOOR MATS AND FRAMES

Manufacturer: Construction Specialties. Product: Floormations. Model: Pin Wheel. Color: 00595 Obsidian.

PART C

INTERIOR FINISH COLOR BOARDS



WP-1 - WALL AND DOOR PROTECTION

Manufacturer: Construction Specialties. Product: Acrovyn Wall Covering 4000. Model: .060N sheet.
Texture: Suede. Color: 934 Pearl.

PART C

INTERIOR FINISH COLOR BOARDS



WT-1 - WINDOW TREATMENTS

Manufacturer: MechoShade. Product: ThermoVeil Basket Weave. Model: 1300, 5% open. Color: 1319 Silver Birch.

PART D - SID DRAWINGS

PART D**SID DRAWINGS****Drawing Sheet List**

IG100	SIGNAGE PLAN LOWER LEVEL OVERALL
IG100A	SIGNAGE PLAN LOWER LEVEL AREA C, D AND E
IG101A	SIGNAGE PLAN GROUND LEVEL AREA A
IG101C	SIGNAGE PLAN GROUND LEVEL AREA C
IG501	DETAILS - SIGNAGE
IG601	SIGNAGE SCHEDULE
IN100	FINISH PLAN LOWER LEVEL OVERALL
IN100A	FINISH PLAN LOWER LEVEL AREA C, D AND E
IN101A	FINISH PLAN GROUND LEVEL AREA A
IN101C	FINISH PLAN GROUND LEVEL AREA C
IN501	DETAILS - TRANSITIONS
IN502	DETAILS - WALL PROTECTION
IN601	ROOM FINISH SCHEDULE
QH001	JSN SCHEDULE
QH002	TYPICAL EQUIPMENT MOUNTING HEIGHTS
QH100	EQUIPMENT PLAN LOWER LEVEL OVERALL
QH100A	EQUIPMENT PLAN LOWER LEVEL AREA C4 AND E3
QH100B	EQUIPMENT PLAN LOWER LEVEL AREA D1
QH101A1	EQUIPMENT PLAN GROUND LEVEL AREA A1
QH101A2	EQUIPMENT PLAN GROUND LEVEL AREA A2
QH101A3	EQUIPMENT PLAN GROUND LEVEL AREA A3
QH101A4	EQUIPMENT PLAN GROUND LEVEL AREA A4
QH101C2	EQUIPMENT PLAN GROUND LEVEL AREA C2

PART E - SECTION 09 06 00 - SCHEDULES FOR FINISHES

SECTION 09 06 00

SCHEDULES FOR FINISHES

PART 1 GENERAL

1.1 SUMMARY

This section covers only the color of exterior and interior materials and products that are exposed to view in the finished construction. The word "color", as used herein, includes surface color and pattern. Requirements for quality, product specifications, and method of installation are covered in other appropriate sections of the specifications. Specific locations where the various materials are required are shown on the drawings if not identified in this specification. Items not designated for color in this section may be specified in other sections. When color is not designated for items, propose a color for approval.

PART 2 PRODUCTS

2.1 COLOR SCHEDULE

The color schedule information provided in the following paragraphs lists the colors, patterns and textures required for exterior and interior finishes, including both factory applied and field applied colors. Where color is shown as being specific to one manufacturer, an equivalent color by another manufacturer may be submitted for approval. Manufacturers and materials specified are not intended to limit the selection of equal colors from other manufacturers. In the case of difference between the drawings and specifications, colors identified in this specification govern.

2.2 EXTERIOR FINISHES

2.2.1 Exterior Walls

Exterior wall colors apply to exterior wall surfaces including recesses at entrances and projecting vestibules. When applicable, paint conduit to closely match the adjacent surface color. Provide wall colors to match the colors listed below.

2.2.1.1 Metal Wall Panels, Hardware, and Associated Trim

MP-1
Mfr: TBD
Color: Match HPC-2

2.2.1.2 Concrete and Masonry Coatings

HPC-1

2.2.1.3 Glass and Glazing

CLIG
Mfr: Vitro
Color: Low-E, Clear laminated insulating glazing

2.2.1.4 High Performance Coating

HPC-1

Mfr: Tnemec

Color: Match Benjamin Moore 1068 Squire Hill Buff

HPC-2

Mfr: Tnemec

Color: Match Benjamin Moore 2113-10 Chocolate Sundae

2.2.2 Exterior Trim

Provide exterior trim to match the colors listed below.

2.2.2.1 Steel Doors and Door Frames

HPC-2. Match adjacent material in color.

2.2.2.2 Aluminum Doors and Door Frames

AL-1

Mfr: TBD

Color: HPC-2

2.2.2.3 Aluminum Windows (mullion, muntin, sash, trim, and sill)

AL-1

Mfr: TBD

Color: HPC-2

2.2.2.4 Fascia

HPC-2.

2.2.2.5 Soffits and Ceilings

HPC-2.

2.2.2.6 Overhangs

HPC-2.

2.2.2.7 Scuppers

HPC-2.

2.2.2.8 Louvers

HPC-2

2.2.2.9 Flashings

HPC-2

2.2.2.10 Coping

HPC-2

2.2.2.11 Caulking and Sealants

Match adjacent material in color.

2.2.2.12 Bollards

HPC-2

2.2.2.13 Signage

HPC-2

2.2.2.14 Control Joints

Match adjacent material in color.

2.2.2.15 Expansion Joint and/or Covers

Match adjacent material in color.

2.2.3 Exterior Roof

Apply roof color to exterior roof surfaces including sheet metal flashings and copings, snow guards, mechanical units, mechanical penthouses, roof trim, pipes, conduits, electrical appurtenances, and similar items. Provide roof color to match the colors listed below.

2.2.3.1 Metal

SSR-1

Mfr: TBD

Color: HPC-2

2.2.3.2 EPDM

Black.

2.2.3.3 Penetrations

Match roof in color.

2.3 INTERIOR FINISHES

2.3.1 Interior Floor Finishes

Provide flooring materials to match the colors listed below.

2.3.1.1 Carpet Tile

CPT-1

Mfr: Bentley

Style: HIMITSU NI, Style # 4HM20

Size: 18" x 36"

Color: New On The QT 403755.

Installation Pattern: As indicated on drawings

CPT-2

Mfr: Interface FLOR

Collection: World Woven Two

Style: Mod Café
Color: 105423 Star Black.
Size: 500mm x 500mm x 6mm
Installation Pattern: As indicated on drawings

CPT-3
Mfr: Bentley
Style: Rough Idea 8RU26
Color: Draft 800655
Size: 610mm x 610mm x 7.6mm
Installation Pattern: As indicated on drawings

2.3.1.2 Rubber Sheet

RS-1
Mfr: Nora
Style: Noraplan Environcare sheet flooring
Model: Art. 1463
Color: 7031 Baseball Game (welding rod: 6708).
Size: 12000mm x 1220mm x 3mm

RS-2
Mfr: Nora
Style: Noraplan Environcare sheet flooring
Model: Art. 1463
Color: 7036 Clam Bake (welding rod: 2382).
Size: 12000mm x 1220mm x 3mm

RS-3
Mfr: Nora
Style: Noraplan Environcare sheet flooring
Model: Art. 1463
Color: 7066 Parade (welding rod: 7066).
Size: 12000mm x 1220mm x 3mm

2.3.1.3 Rubber Tile

RT-1
Mfr: Nora
Style: Noraplan Environcare tile flooring
Model: Art. 2463
Color: 7031 Baseball Game
Size: 610mm x 610mm x 3mm
Installation Pattern: As indicated on drawings

RT-2
Mfr: Nora
Style: Noraplan Environcare tile flooring
Model: Art. 2463
Color: 7036 Clam Bake
Size: 610mm x 610mm x 3mm
Installation Pattern: As indicated on drawings

RT-3
Mfr: Nora
Style: Noraplan Environcare tile flooring
Model: Art. 2463
Color: 7066 Parade
Size: 610mm x 610mm x 3mm

Installation Pattern: As indicated on drawings

2.3.1.4 Porcelain Floor Tile

PFT-1
Mfr: FIANDRE USA
Style: Dwood 2.0
Color: Dwood Washed.
Size: 305mm x 1220mm (12" x 48") #TCG1248078
Installation Pattern: As indicated on drawings

PFT-2 (Shower floors)
Mfr: FIANDRE USA
Style: Dwood 2.0
Color: Dwood Washed.
Size: Zen Mosaid 305mm x 305mm 8 mm sheet (12"x12"), TCG12MZ078

2.3.1.5 Grout

GRT-1
Mfr: MAPEI
Style: Kerapoxy
Color: 27 Silver.

2.3.1.6 Entrance Mat

WM-1
Mfr: Construction Specialties
Style: Floormations
Model: Pin Wheel
Color: 0595 Obsidian
Frame Finish: Mill finish
Size: As indicated on drawings

2.3.1.7 Concrete

CS-1
Style: Waterborne Membrane Forming curing compound

2.3.1.8 Poured Resinous Flooring

PRF-1
Mfr: STONHARD
Style: STONCLAD UR
Color: Mushroom.

PRF-2 (Kitchen)
Mfr: STONHARD
Style: STONTEC TRF
Color: Santa Cruz, 1/16" flake.

2.3.2 Interior Base Finishes

Provide base materials to match the colors listed below.

2.3.2.1 Resilient Base and Moldings

RB-1
Mfr: Johnsonite

Style: Tightlock, thermoplastic rubber
Color: 28 Medium Grey
Size: 102mm high (4")

2.3.2.2 Porcelain Tile Base

PWB-1
Mfr: FIANDRE USA
Style: Dwood 2.0
Color: Dwood Washed.
Size: 100mm x 610mm (4" x 24") Bullnose #TCG424BT78

2.3.2.3 Grout

GRT-1
Mfr: MAPEI
Style: Kerapoxy
Color: 27 Silver.

2.3.2.4 Integral Cove Base

IB-1
Mfr: Nora
Style: Noraplan Environcare sheet flooring
Model: Art. 1463
Color: 7031 Baseball Game (welding rod: 6708).
Size: 102 mm high (4")

IB-2
Mfr: Nora
Style: Noraplan Environcare sheet flooring
Model: Art. 1463
Color: 7036 Clam Bake (welding rod: 2382).
Size: 102 mm high (4")

IB-3
Mfr: Nora
Style: Noraplan Environcare sheet flooring
Model: Art. 1463
Color: 7066 Parade (welding rod: 7066).
Size: 102 mm high (4")

IB-4
Mfr: STONHARD
Style: STONCLAD UR
Color: Mushroom.
Size: 102 mm high (4")

IB-5 (Kitchen)
Mfr: STONHARD
Style: STONTEC TRF
Color: Santa Cruz, 1/16" flake.
Size: 102 mm high (4")

2.3.3 Interior Wall Finishes

Apply interior wall color to the entire wall surface, including reveals, vertical furred spaces and columns, grilles, diffusers, electrical and access panels, and piping and conduit adjacent to wall surfaces unless

otherwise specified. Paint items not specified in other paragraphs to match adjacent wall surface. Provide wall materials to match the colors listed below.

2.3.3.1 Paint

PT-1 (Main Field & Hollow Metal Color)
Mfr: BENJAMIN MOORE
Color: 858 Athena.

PT-3 (Accent Color)
Mfr: BENJAMIN MOORE
Color: 1474 Cape May Cobblestone.

PT-4 (Accent Color)
Mfr: BENJAMIN MOORE
Color: 1679 Bedford Blue.

2.3.3.2 Epoxy Paint

LG-1 (Main Field Color)
Mfr: BENJAMIN MOORE
Color: 858 Athena

LG-3 (Accent Color)
Mfr: BENJAMIN MOORE
Color: 1474 Cape May Cobblestone

LG-4 (Accent Color)
Mfr: BENJAMIN MOORE
Color: 1679 Bedford Blue

2.3.3.3 Porcelain Wall Tile

PWT-1
Mfr: FIANDRE USA
Style: FRENCH CLAY
Color: FUME (MATTE).
Size: 305MM X 610MM X 8MM (12" X 24")

PWT-2 (at drinking fountain)
Mfr: FIANDRE USA
Style: Dwood 2.0
Color: Dwood Washed.
Size: Zen Mosaic 305mm x 305mm x 8mm sheet (12"x12"), #TCG12MZ078

2.3.3.4 Grout

GRT-1
Mfr: MAPEI
Style: Kerapoxy
Color: 27 Silver.

2.3.3.5 Digitally Printed Vinyl Wallcovering Murals

WC-1
Mfr: Koroseal
Substrate: Type II Digital Substrate, White Substrate, DS0121, Eggshell

Digital Image Provider: The Art Around You
Image: Dogwood Fifteen

2.3.4 Interior Ceiling Finishes

Apply ceiling colors to ceiling surfaces including soffits, furred down areas, grilles, diffusers, registers, and access panels. In addition, apply ceiling color to joists, underside of roof deck, and conduit and piping where joists and deck are exposed and required to be painted. Provide ceiling materials to match the colors listed below.

2.3.4.1 Acoustical Tile and Grid

ACT-1
Mfr: Armstrong World Industries
Style: 1911 Ultima Tegular Edge
Color: White
Grid: 15/16" Prelude XL, White
Size: 610mm x 610mm (24" x 24")

ACT-2
Mfr: Armstrong World Industries
Style: 1715 Clean Room FL Square Edge
Color: White with Gray Spatter
Grid: 15/16" Prelude XL, White
Size: 610mm x 610mm (24" x 24")

2.3.4.2 Paint (Ceilings)

PT-2
Mfr: BENJAMIN MOORE
Color: OC-67 Ice Mist.

LG-2
Mfr: BENJAMIN MOORE
Color: OC-67 Ice Mist.
Type: Epoxy

2.3.4.3 Paint (Soffits)

As indicated on the Drawings

2.3.5 Interior Trim

Provide interior trim to match the colors listed below.

2.3.5.1 Steel Doors

PT-1 (Main Field & Hollow Metal Color)
Mfr: BENJAMIN MOORE
Color: 858 Athena.

2.3.5.2 Steel Door Frames

PT-1 (Main Field & Hollow Metal Color)
Mfr: BENJAMIN MOORE
Color: 858 Athena.

2.3.5.3 Steel Windows (mullion, muntin, sash, trim, and stool)

PT-1 (Main Field & Hollow Metal Color)
Mfr: BENJAMIN MOORE
Color: 858 Athena.

2.3.5.4 Aluminum Doors and Door Frames

Clear Anodized

2.3.5.5 Aluminum Windows (mullion, muntin, sash, trim, and stool)

Clear Anodized

2.3.5.6 Fire Extinguisher Cabinets

Match to adjacent surface

2.3.5.7 Exposed Ductwork

PT-2
Mfr: BENJAMIN MOORE
Color: OC-67 Ice Mist.

2.3.6 Interior Window Treatment

Provide window treatments to match the colors listed below.

2.3.6.1 Window Shades

WT-1
Mfr: Mecho Shade
Style: ThermoVeil Basket Weave.
Model: 1300, 5% open
Color: 1319 Silver Birch

2.3.7 Interior Miscellaneous

Provide miscellaneous items to match the colors listed below.

2.3.7.1 Wood Veneer

WDV-1
Mfr: Bacon Veneer Company
Species: Walnut
Cut: Flat Cut Figured, Clear

2.3.7.2 Toilet Partitions and Urinal Screens

TP-1
Mfr: Bradley
Style: Floor mounted
Color: Brushed Stainless Steel

2.3.7.3 Steel Casework

SC-1 (basis of design for all steel casework regardless of
manufacturer)
Mfr: Kawaunee

Color: 242 Flint Grey

2.3.7.4 Plastic Laminate

PL-1 (base cabinets-staff lounge architectural cabinets, basis of design for plastic laminate healthcare casework)

Mfr: Wilsonart

Style: Standard laminate

Color: 7992 Pinnacle Walnut

Finish: 38 Fine Velvet

PL-2 (upper cabinets- staff lounge architectural cabinets, basis of design for plastic laminate healthcare casework)

Mfr: Wilsonart

Style: Standard laminate

Color: Y0694 Ghost Maple

Finish: 38 Fine Velvet

2.3.7.5 Solid Surfacing Material

SSM-1 (reception desk transaction top)

Mfr: Wilsonart

Style: Quartz, Type 063

Color: Rio Upano Q3008

Size: 1397mm x 3048mm x 30mm (55" x 120" x 1.2").

SSM-2 (field countertops, reception desk worksurface, basis of design for healthcare casework countertops)

Mfr: Wilsonart

Style: Solid Surface, Type 051

Color: 9203CE Dusk Ice

Size: 762,mm x 3658mm x 13mm (30" x 144" x 1/2").

2.3.7.6 Window Sills (Solid Surface)

SSM-2

Mfr: Wilsonart

Style: Solid Surface, Type 051

Color: 9203CE Dusk Ice

Size: 762,mm x 3658mm x 13mm (30" x 144" x 1/2").

2.3.7.7 Corner Guards

CG-1

Mfr: Construction Specialties

Style: SM-20AN Acrovyn 4000

Size: 76mm (3") leg 90 degree

Color: 934 Pearl

CG-2

Mfr: Construction Specialties

Style: SM20AN Acrovyn 400, end wall

Size: 76mm (3") leg

Color: 934 Pearl

CG-3

Mfr: Construction Specialties

Style: CO-8

Size: 76mm (3") leg

Color: Stainless steel type 304 alloy w/ #4 satin finish

CG-4

Mfr: Construction Specialties

Style: SCO-8

Size: 76mm (3") leg

Color: Stainless steel type 304 alloy w/ #4 satin finish

2.3.7.8 Protective Wall Covering/Panel

WP-1

Mfr: Construction Specialties

Style: Acrovyn 4000 .060N sheet

Color: 934 Pearl

Texture: Suede

2.3.7.9 Signage Message Color

Mfr: 290 Sign Systems

Style: Enhanced Signage

Color: Refer to the Drawings

2.3.7.10 Signage Background Color

Mfr: 290 Sign Systems

Style: Enhanced Signage

Color: Refer to the Drawings

2.3.7.11 Lockers

ML-1

Mfr: ASI Storage Solutions

Style: Traditional Collection, Single-Tier with sloped top.

Color: 23 Charcoal

2.3.7.12 Wall Switch Handles and Standard Receptacle Bodies
Grey

2.3.7.13 Electrical Device Cover Plates

Brushed Stainless Steel

2.3.7.14 Electrical Panels

Match to adjacent surface

2.3.7.15 Transition Strips

TS-1 (Metal cove)

Mfr: Schluter-Systems

Style: DILEX-HKS

Color: Anodized Aluminum

TS-2 (Metal floor edge)

Mfr: Schluter-Systems

Style: SCHIENE

Color: Anodized Aluminum

TS-3 (Metal wall edge)

Mfr: Schluter-Systems
Style: JOLLY
Color: Anodized Aluminum

TS-4 (Resilient adapter/transition)
Mfr: Johnsonite
Style: CTA-XX-C adaptor
Color: 28 Medium Grey

TS-5 (Resilient edge guard)
Mfr: Schluter-Systems
Style: CRS-XX-A reducer
Color: 28 Medium Grey

TS-6 (Solid surface transition at Shower and Toilet)
Mfr: GRIF Form Innovations
Style: Ramping Threshold, #TRT4, 1/2" H x 4" W x 1/8" H, with
beveled edges
Color: SSM-2 (Wilsonart, 9203CE Dusk Ice)

2.3.7.16 Tackable Surface

TKS-1
Mfr: Koroseal
Style: Walltalkers, Tac-Wall
Color: 82 Quarry

2.4 PLACEMENT SCHEDULE

Refer to Sheet IN601 in Drawings.

PART 3 EXECUTION

Not Used

-- End of Section --